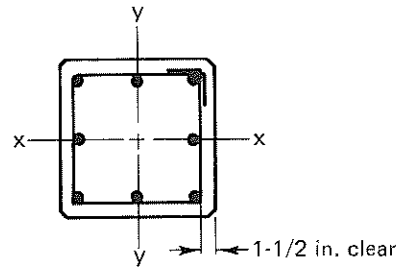


PRECAST, REINFORCED COLUMNS

Fig. 2.6.2 Design strength interaction curves for precast, reinforced concrete columns

Criteria

1. Concrete $f'_c = 5000$ psi
2. Reinforcement $f_y = 60,000$ psi
3. Curves shown for full development of reinforcement
4. Horizontal portion of curve is the maximum for tied columns $= 0.80\phi P_o$.
5. $\phi = 0.9$ for $\phi P_n = 0$
 $= 0.7$ for $\phi P_n \geq 0.10 f'_c A_g$
 Varies from 0.9 to 0.7 for points between

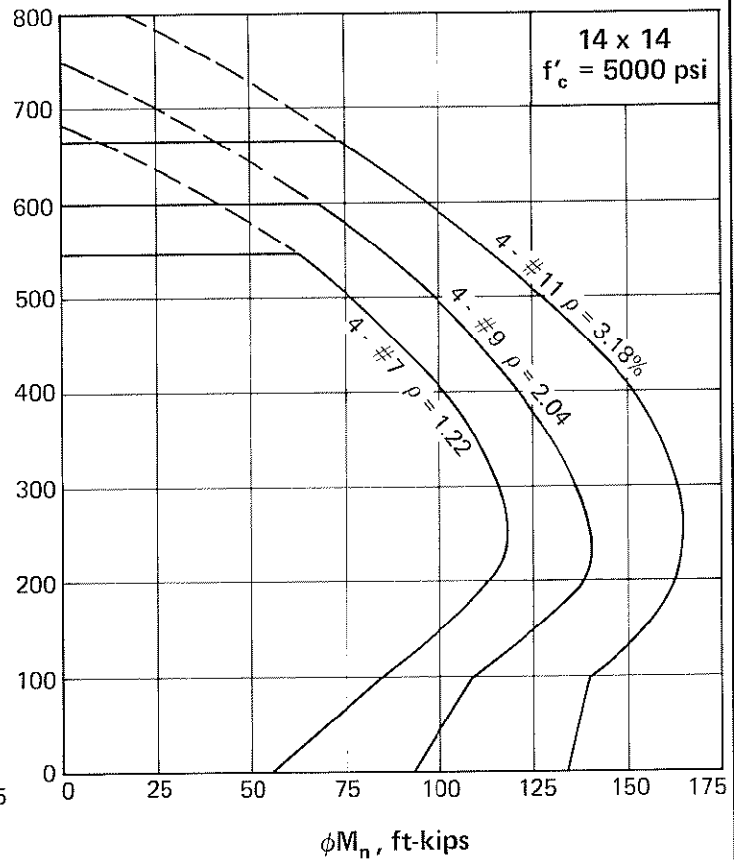
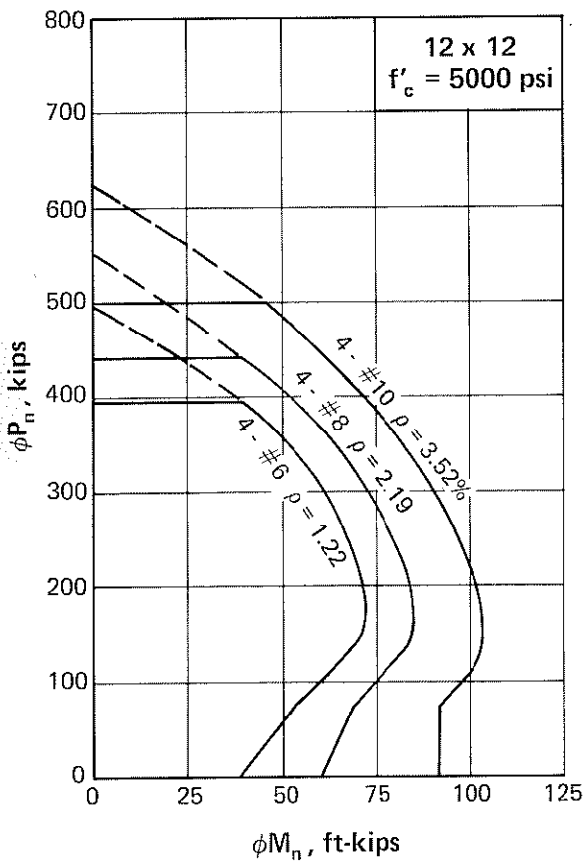


Use of curves

1. Enter at left with applied factored axial load, P_u
2. Enter at bottom with applied magnified factored moment, δM_u
3. Intersection point must be to the left of curve indicating required reinforcement.

Notation

- ϕP_n = Design axial strength
- ϕM_n = Design flexural strength
- ϕP_o = Design axial strength at zero eccentricity
- A_g = Gross area of the column
- δ = Moment magnifier (Sect. 10.11, ACI 318-83)



PRECAST, REINFORCED COLUMNS

Fig. 2.6.2 (Cont.) Design strength interaction curves for precast, reinforced concrete columns

