
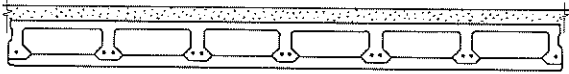

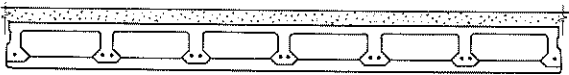
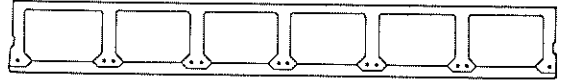
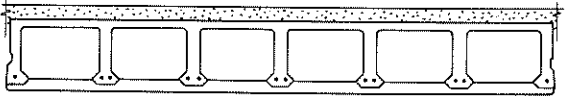
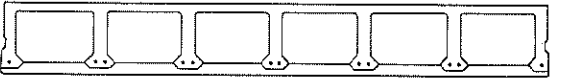
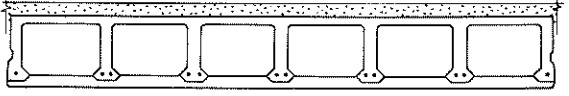


HOLLOW-CORE SLABS

Fig. 2.4.5 Section properties

Span-Deck

Trade name: Span-Deck [®] Licensing Organization: Span-Deck, Incorporated, Franklin, Tennessee						
8' - 0" x 8" Textured Soffit 				8' - 0" x 8" Textured Soffit with 2" Topping 		
Area (sq in.)	y_b (in.)	I (in. ⁴)	Weight (psf)	y_b (in.)	Mom. of Inertia (in. ⁴)	Weight (psf)
284	4.71	2088	45	6.18	3934	70
8' - 0" x 8" Smooth Soffit 				8' - 0" x 8" Smooth Soffit with 2" Topping 		
Area (sq in.)	y_b (in.)	I (in. ⁴)	Weight (psf)	y_b (in.)	Mom. of Inertia (in. ⁴)	Weight (psf)
349	3.90	3063	45	5.42	5825	70
8' - 0" x 12" Textured Soffit 				8' - 0" x 12" Textured Soffit with 2" Topping 		
Area (sq in.)	y_b (in.)	I (in. ⁴)	Weight (psf)	y_b (in.)	Mom. of Inertia (in. ⁴)	Weight (psf)
350	6.84	6135	54	8.68	10,145	79
8' - 0" x 12" Smooth Soffit 				8' - 0" x 12" Smooth Soffit with 2" Topping 		
Area (sq in.)	y_b (in.)	I (in. ⁴)	Weight (psf)	y_b (in.)	Mom. of Inertia (in. ⁴)	Weight (psf)
415	5.82	8419	54	7.71	14,113	79
Note: All sections not available from all producers. Check availability with local manufacturers. 6" and 10" depths are of similar configuration.						