

# HOLLOW-CORE SLABS

Fig. 3.3.1 Section properties

Dynaspan

Trade name: Dynaspan® Equipment Manufacturers: Hastings Dynamold Corp., Hastings, Nebraska						
4' - 0" x 4"				4' - 0" x 4" with 2" Topping		
Area (sq in.)	y <sub>b</sub> (in.)	I (in. <sup>4</sup> )	Weight (psf)	y <sub>b</sub> (in.)	Mom. of Inertia (in. <sup>4</sup> )	Weight (psf)
133	2.00	235	35	3.08	689	60
4' - 0" x 6"				4' - 0" x 6" with 2" Topping		
Area (sq in.)	y <sub>b</sub> (in.)	I (in. <sup>4</sup> )	Weight (psf)	y <sub>b</sub> (in.)	Mom. of Inertia (in. <sup>4</sup> )	Weight (psf)
165	3.02	706	43	4.25	1543	70
4' - 0" x 8"				4' - 0" x 8" with 2" Topping		
Area (sq in.)	y <sub>b</sub> (in.)	I (in. <sup>4</sup> )	Weight (psf)	y <sub>b</sub> (in.)	Mom. of Inertia (in. <sup>4</sup> )	Weight (psf)
204	3.91	1584	53	5.27	3021	81
4' - 0" x 10"				4' - 0" x 10" with 2" Topping		
Area (sq in.)	y <sub>b</sub> (in.)	I (in. <sup>4</sup> )	Weight (psf)	y <sub>b</sub> (in.)	Mom. of Inertia (in. <sup>4</sup> )	Weight (psf)
26U	4.91	3145	68	6.26	5314	96
Note: All sections not available from all producers. Check availability with local manufacturers.						


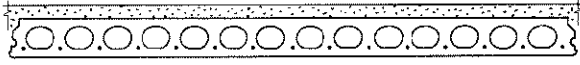

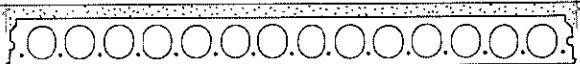


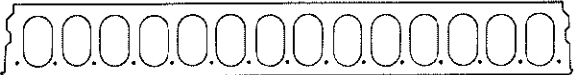

# HOLLOW-CORE SLABS

Fig. 3.3.1 Section properties

Dynaspan

Trade name: Dynaspan®

Equipment Manufacturers: Hastings Dynamold Corp., Hastings, Nebraska

8' - 0" x 6"				8' - 0" x 6" with 2" Topping		
						
Area (sq in.)	y <sub>b</sub> (in.)	I (in. <sup>4</sup> )	Weight (psf)	y <sub>b</sub> (in.)	Mom. of Inertia (in. <sup>4</sup> )	Weight (psf)
338	3.05	1445	44	4.26	3106	70
8' - 0" x 8"				8' - 0" x 8" with 2" Topping		
						
Area (sq in.)	y <sub>b</sub> (in.)	I (in. <sup>4</sup> )	Weight (psf)	y <sub>b</sub> (in.)	Mom. of Inertia (in. <sup>4</sup> )	Weight (psf)
419	3,96	3241	55	5.28	6079	81
8' - 0" x 10"				8' - 0" x 10" with 2" Topping		
						
Area (sq in.)	y <sub>b</sub> (in.)	I (in. <sup>4</sup> )	Weight (psf)	y <sub>b</sub> (in.)	Mom. of Inertia (in. <sup>4</sup> )	Weight (psf)
532	4.96	6422	69	6.28	10,712	96
8' - 0" x 12"				8' - 0" x 12" with 2" Topping		
						
Area (sq in.)	y <sub>b</sub> (in.)	I (in. <sup>4</sup> )	Weight (psf)	y <sub>b</sub> (in.)	Mom. of Inertia (in. <sup>4</sup> )	Weight (psf)
615	5.95	10,505	80	7.32	16,507	107
Note: All sections not available from all producers. Check availability with local manufacturers.						